



 **Admiral**
BENCH SCALES

Featuring **190 STORM**
weight indicator

WASH
DOWN

Designed for the Food
Processing Industry

Heavy-Duty
Base for
High-Usage Durability

Integral Carrying Handle Expedites Transport

When you need to transport the Admiral, its built-in carrying handle comes in "handy."



Simply lift and move!

Interlocking Commodity Tray

Lift-off stainless steel tray for easy cleaning. Fastens securely in place for transport.



Cardinal's Admiral series of wash-down stainless steel bench scales are designed with the operator in mind. The stable weight display is positioned at the optimum viewing height and out of the way of the product being weighed. The display tilt feature allows the display to be positioned just right for each operator. Add to this the rugged heavy-duty scale base construction designed for high-volume food processing applications and flow-through column that prevents the accumulation of debris and water in the weighing area and you have an unbeatable combination.

But it doesn't stop there. The Admiral's integral carrying handle located on the back of the display column makes it easy to move the scale to other locations and the unique interlocking stainless steel commodity tray fastens securely to the scale base for use but can easily be removed without the use of tools for cleaning. The clear bright display takes the guess work out of the weighing process making the Admiral bench scale the standard of the industry.

Comfortable display height

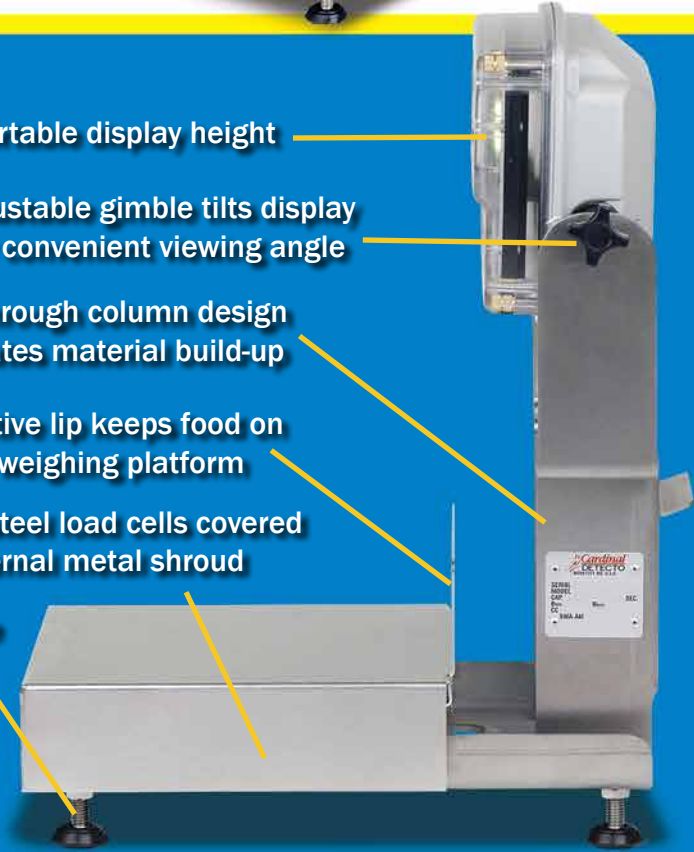
Adjustable gimble tilts display for convenient viewing angle

Flowthrough column design alleviates material build-up

Protective lip keeps food on the weighing platform

Stainless steel load cells covered by internal metal shroud

Adjustable feet



ULTRA-TOUGH CONSTRUCTION



The weight display's water-tight, tough, polycarbonate enclosure allows operation in the harshest environments while the Admiral bench scale's stainless steel construction ensures long-lasting durability.

OVER

92 lb
G

ACCEPT

90 lb
G

UNDER

88 lb
G

COLORZONE CHECKWEIGHING

The Admiral's vivid display changes color automatically as pre-assigned target weights are reached during checkweighing. You know immediately when you've hit the acceptable weight range with the ColorZONE feature.

CAPACITIVE TOUCH KEYS



The Admiral's keypad senses the operator's finger from inside the enclosure, thus eliminating the need for any opening in the front of the IP69K-rated indicator. A red status LED for each key signals to the operator that their touch has been received. There are no moving parts to wear out or exposed electronics in the scale's indicator.



Admiral BENCH SCALES

- Large 1-Inch-High Clearly-Visible LCD
- Heavy Steel Base
- Push Button Tare
- Label Printing
- Washdown
- Built-in RS232 Serial Port



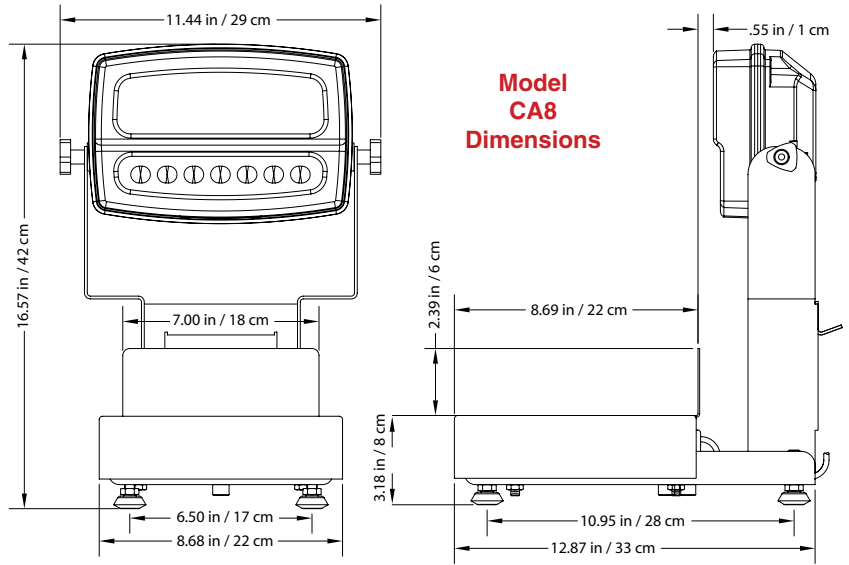
**WASH
DOWN**



Admiral BENCH SCALES

MODEL	CAPACITY	INDICATOR
CA8-15KG-190	15 kg x 0.001 kg	190 STORM
CA8-30-190	30 lb x 0.002 lb	190 STORM

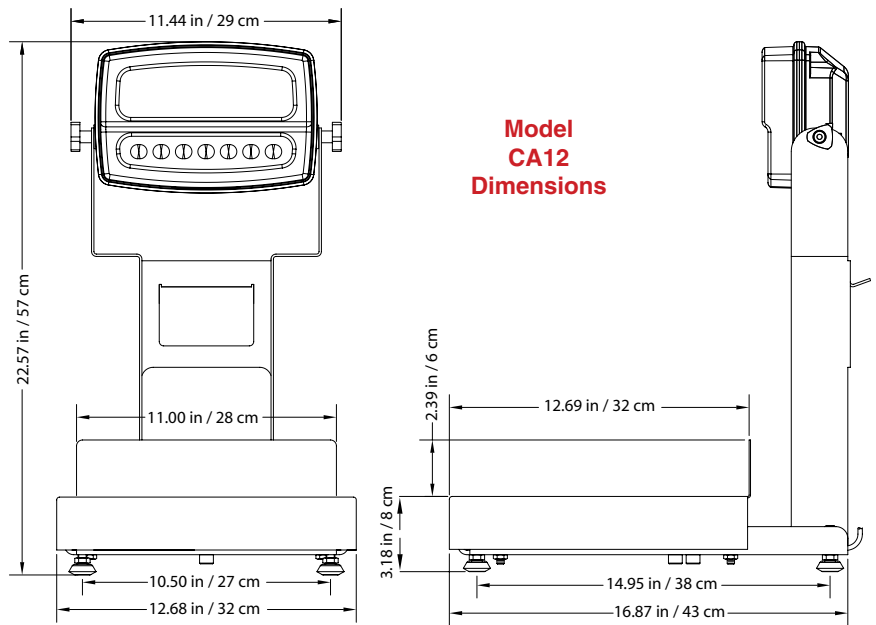
Shipping Weight: 28 lb / 13 kg
Load Cell: Model TSSP20KG stainless steel



Admiral BENCH SCALES

MODEL	CAPACITY	INDICATOR
CA12-60KG-190	60 kg x 0.02 kg	190 STORM
CA12-120-190	120 lb x 0.05 lb	190 STORM

Shipping Weight: 40 lb / 18 kg
Load Cell: Model TSSP75KG stainless steel



Model 190 Indicator
AC Power (shown left)
 Comes standard

Both the 190 and 190DC may utilize an optional rechargeable Lithium Ion battery.

Model 190DC Indicator
DC Power (shown left)

Optional DC Power Supply

Power Requirements:	100 to 240 VAC (50/60 Hz) at 0.4A Max.
Enclosure Type	Indicator: IP69K-rated polycarbonate Scale Base: Stainless steel
Operating Temperature:	14 to 104 °F (-10 to +40 °C)
Display:	Six digit, seven segment, 1.0-inch/25-mm high backlit LCD
Transducer Excitation:	5.18 VDC
Signal Input Range:	0.5 mV min. to 40 mV max. (with dead load boost)
Tare Capacity:	Scale capacity
Sample Rate:	1 to 100 samples per second, selectable
Keypad:	Color coded capacitive touch type, 7 keys
Standard I/O:	(1) bi-directional RS232

Cardinal Scale reserves the right to improve, enhance or modify features and specifications without prior notice. All registered trademarks are the property of their respective owners.

Cardinal
 Cardinal Scale Manufacturing Co.
 203 E. Daugberty, Webb City, MO 64870 USA
 Pb: 417-673-4631 or 800-441-4237 • Fax: 417-673-5001
www.CardinalScale.com

SOLD BY:

